



Series C84/93 LO-PRO®file Dual Beam Solder Tail Edge-Grip Sockets

FEATURES


- Anti-wicking design on LO-PRO®file sockets eliminates flux or solder contamination
- Dual beam, edge-grip contacts provide high retention and positive contact
- End-to-end and side-to-side stackable

SPECIFICATIONS

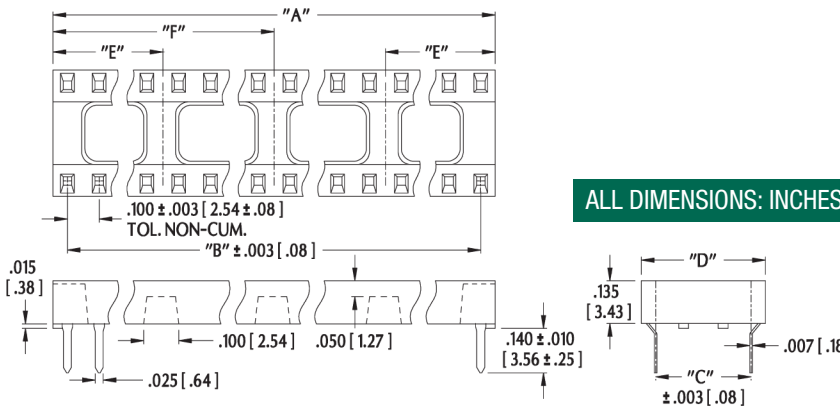
- Body: black UL-94V-0 glass-filled Nylon 4/6
- Dual Beam Contact: Phosphor Bronze Alloy 521
- Contact Plating: (overall) 50µ [1.27µ] Nickel per SAE-AMS-QQN-290; Tin 200µ [5.08µ] min. matte Tin per ASTM B545-97; Tin/Lead 100-150µ [2.54-3.81µ] min. 90/10 Tin/Lead per MIL-P-81728; Gold 10µ [0.25µ] min. Gold per MIL-G-45204 in contact area and 100-150µ [2.54-3.81µ] min 90/10 Tin/Lead per MIL-P-81728 on Solder Tail
- Wafer: Nomex, 0.005 [0.13] thick
- Contact Current Rating: 1 amp
- Contact Resistance: 20 MOhms initial
- Insulation Resistance: 100 MOhms @ 500VDC per MIL-STD-1344, Method 3003.1
- Dielectric Withstanding Voltage: 1000VAC
- Operating Temperature: -67°F to 221°F [-55°C to 105°C] Tin = -67°F to 257°F [-55°C to 125°C] Gold
- Accepts Leads: up to 0.011 x 0.018 ±0.003 [0.28 x 0.46 ±0.08] or 0.021 [0.53] diameter, 0.070-0.135 [1.78-3.43] long

MOUNTING CONSIDERATIONS

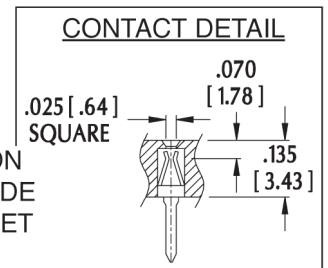
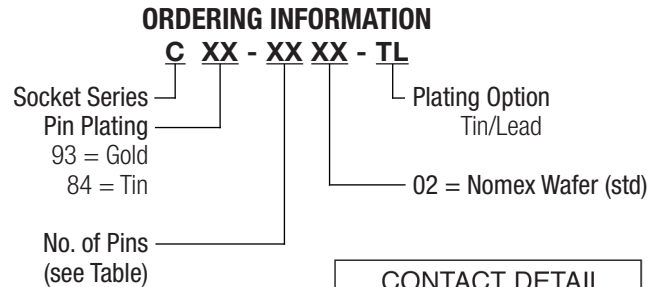
- Suggested PCB Hole Size: 0.036 ±0.002 [0.91 ±0.05] diameter



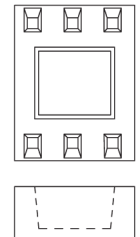
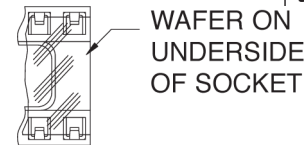
NOTE: Aries specializes in custom design and production. In addition to the standard products shown on this page, special materials, platings, sizes, and configurations can be furnished, depending on quantities. Aries reserves the right to change product specifications without notice.



ALL DIMENSIONS: INCHES [MILLIMETERS]



No. of Pins	Dim "A"	Dim. "B"	Centers "C"	Dim. "D"	Dim. "E"	Dim. "F"
6	0.290 [7.37]	0.200 [5.08]	0.300 [7.62]	0.395 [10.03]	—	—
8	0.390 [9.91]	0.300 [7.62]	0.300 [7.62]	0.395 [10.03]	—	—
14	0.690 [17.53]	0.600 [15.24]	0.300 [7.62]	0.395 [10.03]	—	0.350 [8.89]
16	0.790 [20.07]	0.700 [17.78]	0.300 [7.62]	0.395 [10.03]	—	0.400 [10.16]
18	0.890 [22.61]	0.800 [20.32]	0.300 [7.62]	0.395 [10.03]	—	0.450 [11.43]
20	0.990 [25.15]	0.900 [22.86]	0.300 [7.62]	0.395 [10.03]	—	0.500 [12.70]
24	1.190 [30.23]	1.100 [27.94]	0.600 [15.24]	0.695 [17.65]	0.400 [10.16]	—
28	1.390 [35.31]	1.300 [33.02]	0.600 [15.24]	0.695 [17.65]	0.500 [12.70]	—
40	1.990 [50.55]	1.900 [48.26]	0.600 [15.24]	0.695 [17.65]	0.500 [12.70]	1.000 [25.40]



6 pin socket is closed frame as shown



Bristol, PA 19007-6810 USA
 TEL (215) 781-9956 • FAX (215) 781-9845
 WWW.ARIESELEC.COM • INFO@ARIESELEC.COM

